

MULTITUBE[®]

LEAN MANUFACTURING HARDWARE



**WORKPLACE AND WAREHOUSE EQUIPMENT
FOR INDUSTRY AND LOGISTICS**

**MODULAR SOLUTIONS
WITH ENDLESS POSSIBILITIES**

MULTITUBE ENGINEERING B.V.

**ADVICE, DESIGN AND SUPPLY SERVICES FOR
WORKPLACE AND WAREHOUSE EQUIPMENT**

“Our expertise includes advising, design, assembly and supply of workplace and warehouse equipment for industry and logistics. This involves the use of three modular construction systems: the Multitube Tube & Joint system, the Heavy Duty system and the Electric system. These systems allow us to create customised solutions for virtually any product or process – all under one roof and with one reliable partner.”

With our vast experience and in-depth knowledge, we are well-equipped to optimise your logistics processes and warehouse equipment. We would like to invite you to our Experience Centre in Weert, where we will demonstrate just how much we can achieve together. Drop by and discover the wealth of possibilities our systems have to offer!”

JAN VERHEES
CEO

TABLE OF CONTENTS

MULTITUBE ENGINEERING B.V.

- 4 OUR MODULAR CONSTRUCTION SYSTEMS
- 8 OUR STORY
- 10 ADVANTAGES OF A PARTNERSHIP WITH MULTITUBE
- 12 DEVELOPMENT AND INNOVATION
- 14 GETTING STARTED WITH MULTITUBE
- 18 AMBASSADORS AND PURCHASE OPPORTUNITIES

PRODUCT GROUPS

- 22 INTERNAL TRANSPORT
- 30 ORDER PICKING
- 44 STORAGE
- 52 LOGISTICS
- 62 ASSEMBLY
- 72 PACKAGING

3 SYSTEMS, ALWAYS A SUITABLE SOLUTION

At Multitube, our aim is to significantly improve your processes using our three systems: the Multitube Tube & Joint system, the Multitube Heavy Duty system and the Multitube Electric system.

Each of these construction systems has been carefully designed to provide customised and total solutions for our customers in terms of lean manufacturing and material handling.

COMPLEMENTARY SYSTEMS THAT OFFER A UNIQUE COMBINATION OF CAPABILITIES

Our modular systems are ready to take your production processes to the next level. Whether you are looking for flexible workplace equipment, cutting-edge warehouse trolleys or electrically powered solutions. Multitube has a wide range of systems, solutions, knowledge and experience to improve your operations and processes.

In choosing Multitube, you are deciding for innovation, reliability and a dedicated partner that considers your success a priority. We are confident that our systems will make your business more efficient and productive and look forward to working together toward a successful future.


MULTITUBE
TUBE & JOINT

**FLEXIBLE, SIMPLE AND FAST
IMPLEMENTATION**



MULTITUBE
HEAVY DUTY

**MODULAR AND ROBUST
MATERIAL HANDLING**



MULTITUBE
ELECTRIC

**ELECTRIC SOLUTIONS WITH
MAXIMUM EFFICIENCY**



FLEXIBLE SOLUTIONS FOR BUILDING STRUCTURES FOR ADAPTABLE WORKING ENVIRONMENTS.

The Tube & Joint system is a modular and flexible system, making it suitable for a variety of applications. It is easy to assemble and disassemble. This allows for quick adjustments or modifications to structures, offering flexibility and adaptability.

Thanks to the versatility and modularity of the system, organisations can design customised solutions to meet their specific needs and requirements.

- ✓ Easily construct solutions up to **1,000 kg**
- ✓ The **modular approach** keeps it adaptable
- ✓ This offers **flexibility** during the design and construction

Storage racks




Warehouse trolleys



Conveyors



Workbenches



CARTS CONSTRUCTED FROM STEEL TUBES, SO THEY EASILY WITHSTAND HEAVY IMPACTS.

Experience efficient and effective material handling with industrial carts constructed with our Heavy Duty system. The system consists of robust steel tubes and high-quality castors that can easily withstand demanding use.

Combining the Multitube Tube & Joint and Heavy Duty systems results in a robust cart that is also incredibly flexible. This is due to the strong undercarriage with a steel tube foundation as well as the flexible upper frame of stainless steel tubes.

- ✓ Easily construct solutions up to **2,000 kg**
- ✓ With a connecting arm suitable for **tugger trains**
- ✓ Suitable for a range of **electric vehicles**

Picking carts



EPT picking carts



Pallet carts



Tugger trains



ELECTRIC SOLUTIONS DESIGNED TO INCREASE PRODUCTIVITY AND IMPROVE ERGONOMICS.

Our battery pack is at the core of this solution. This powerful battery pack allows multiple shifts to be completed on a single charge. The battery pack makes it possible to add a powered wheel and a pressure-sensitive handle to the cart.

The electric drive eliminates the need for manually pushing and pulling heavy loads, which reduces the physical strain on employees. The battery pack also allows electronic devices to be added to the cart, such as computers, label printers and pick-to-light systems.

- ✓ Can be moved using **just 1 finger**
- ✓ Multiple shifts guaranteed **on a single charge**
- ✓ Option to integrate **pick-to-light**

E-pick cart



E-pick-to-light cart



E-workstation



DISCOVER THE POWER OF MODULAR SYSTEMS

Every situation is unique and may call for a customised solution. Thanks to our modular construction systems, we are able to meet any special requirement. Our expert advisers are happy to think along with you from idea and design to realisation.



AVAILABLE IN ANY SIZE

The basic modules in the Multitube modular systems are available in an endless number of lengths, allowing us to create your desired solution in any size.



MODULAR

Our three systems are modular, meaning you can mix and match a wide range of modules to create your perfect solution.



ALWAYS ADAPTABLE

Modular solutions are always adaptable since components can be reused or added at any time.

THE ADVANTAGES AND PROPERTIES

Each system offers unique benefits and features. With carefully designed properties, each system is able to address specific challenges and provide solutions that seamlessly meet the needs of our customers.



✓ LIGHTWEIGHT SOLUTION

✓ MANUAL

✓ FLEXIBLE



✓ ROBUST SOLUTION

✓ TUGGER TRAINS

✓ ELECTRIC VEHICLES



✓ POWERED WHEEL

✓ BATTERY PACK

✓ PICK-TO-LIGHT





+600 CUSTOMERS
17 COUNTRIES

THE NO. 1 SPECIALIST IN CUSTOM WORKSPACE AND WAREHOUSE EQUIPMENT



LEON COOLEN
CFO

WE ARE MULTITUBE

Since 2010, Multitube Engineering B.V. has evolved from a wholesaler in lean manufacturing hardware to the best partner and specialist for engineering and assembly of warehouse and workplace equipment.

The vast majority of our products and solutions are used in manufacturing industries and distribution centres, in sectors where productivity, ergonomics and product flow are essential for profitable production, even with small series.

Now more than 600 prominent clients throughout Europe take advantage of our engineering, assembly services and component range every year.

OUR MISSION

With creative ideas and a passion for innovation, we offer advice and implement industrial solutions tailored to the customer's processes and preferences.

We delve further into your situation and industry to offer the best solutions, ensuring that we are always a partner that brings added value.

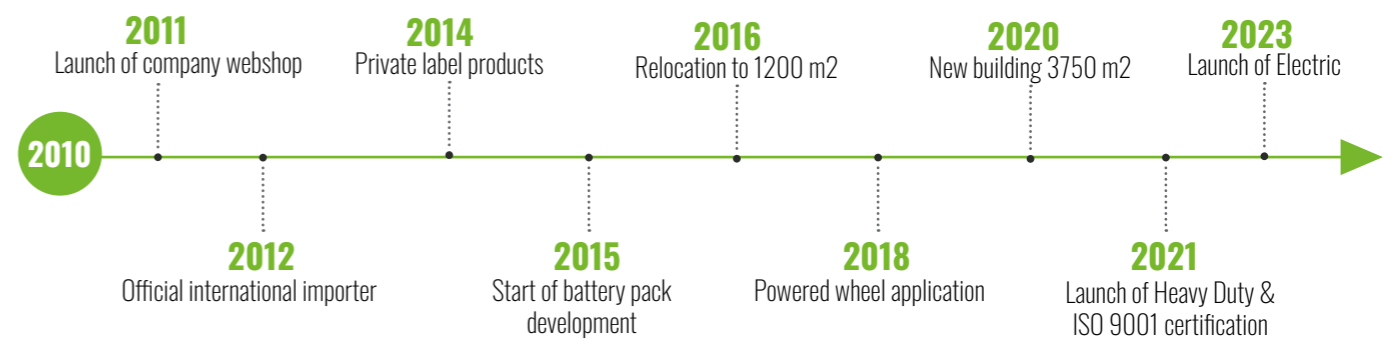
The distinctive qualities of our organisation include professionalism, attention to detail, speed, reliability and close cooperation with our customers and suppliers. Customisation and flexibility are our standard. With straightforward drawings, quotations and delivery times, we avoid any surprises and deliver ready-to-use solutions tailored to your needs and processes.

TOTAL SUPPLIER

Our range of products and services is driven by innovation, collaboration and customer needs. We design solutions and customised components to transport, manage and assemble your products efficiently and responsibly.

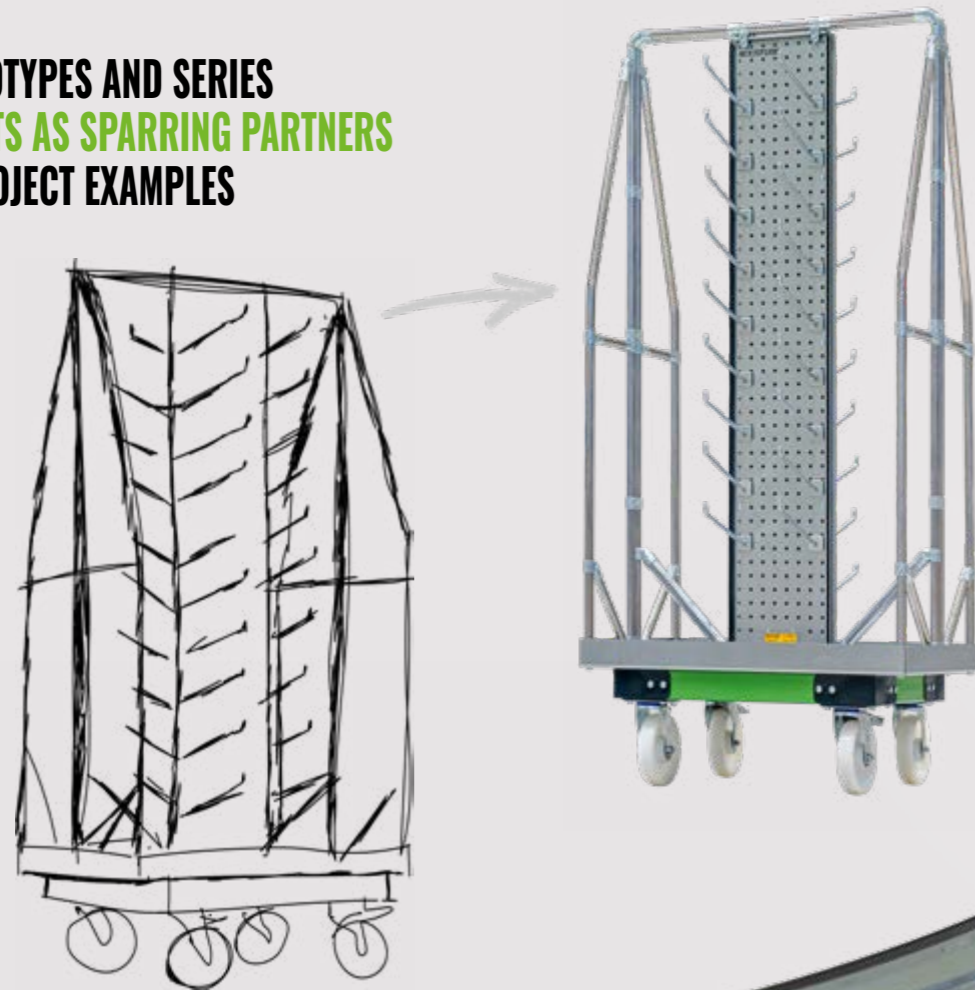
With the development and introduction of Heavy Duty and Electric, we have become a total supplier of workplace and warehouse equipment for industry and logistics. Customers throughout Europe are benefiting from the many possibilities offered by having a single specialist and partner.

+10,000 SOLUTIONS	ACTIVE IN 17 COUNTRIES
+600 CUSTOMERS	+13 YEARS EXPERIENCE
+5,000 DESIGNS	+25 EXPERTS



FROM IDEA TO IMPLEMENTATION FROM PROBLEM TO SOLUTION

FOR PROTOTYPES AND SERIES
SPECIALISTS AS SPARRING PARTNERS
> 5000 PROJECT EXAMPLES



ADVANTAGES OF HAVING MULTITUBE AS A PARTNER



IDEA AND DESIGN

Our team of engineers contributes to the development of your solution and delivers the design you need. STEP files of standard parts are available for customers.



CLEAR TIME SAVINGS

Achieve requested solutions and adjustments faster for better material flow. Get results sooner!



MODULAR SYSTEMS

Wide range of powerful, interchangeable parts and smart accessories.



SERVICE AND QUALITY

Our specialists offer you fast and professional assistance. Our assembly team ensures accurate assembly and timely delivery.



COST SAVINGS

Competitive pricing, reuse of components and reduction of costs for the development and procurement process ensure significant savings.



HIGH VERSATILITY AND UNIFORMITY

Multitube is the best system for all required workplace and warehouse equipment. Uniformity and flexibility on the shop floor are guaranteed.

“The project managers coordinate your requirements with us, which we then convert into a design. After receiving approval from the customer, the designs are used to ensure a proper flow of the assembly process. All our designs are carefully drafted, produced and assembled.”

YOURI VAN GEMERT
DESIGN ENGINEER



CUSTOMISED
Customised solutions



QUALITY
Private label products



SERVICE
Advice, design & assembly



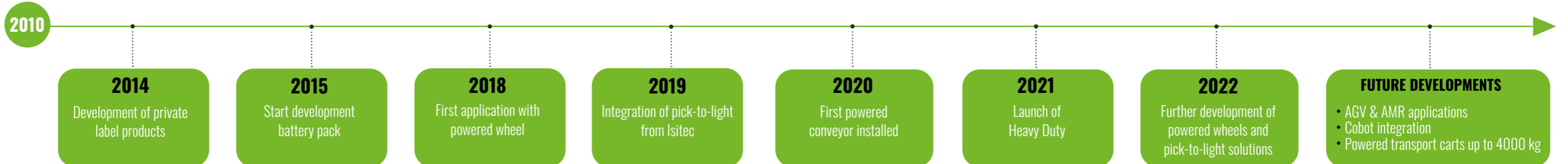
WIM VAN DE KRUIJS
BUSINESS DEVELOPMENT ENGINEER



CONTINUOUS DEVELOPMENT AND INNOVATION

THE POWER OF CONTINUOUS DEVELOPMENT AND INNOVATION

At Multitube, we have a strong focus on continuous improvement and innovation. That is why we always strive to better understand the evolving needs of our customers. Our development team is constantly exploring the latest technologies, enhancing our existing systems, and developing new solutions. We also enter into partnerships with companies that speak the same technical language and share a similar focus.



WORKING TOGETHER TO BUILD A SUCCESSFUL FUTURE

At Multitube, we believe in close and long-term relationships. We are best able to maximise our performance when we work closely together with you over the long term. Together, we can build a successful future for your organisation.

“ At Multitube, we strive to set ourselves apart by always working together with customers to find the right solution. We begin with an open conversation where we exchange ideas which are then transformed into a design. After the implementation, we evaluate whether the solution has met expectations. At Multitube, we have several different collaboration methods so we can offer our customers the best support. You can find more information on the following pages. ”

RICK VAN EYCK
SALES MANAGER



OUR WORK METHODOLOGY

1.

MEETING AND ASSESSMENT

It all starts with a meeting and an assessment of the current situation, problem and needs. This meeting can take place online, at your location or in our Experience Centre, where we can give you a tour, present plenty of example projects and provide you with user experience.

2.

OFFER

After the meeting, you will receive a no-obligation offer, often based on previous projects as examples or standard solutions from our webshop.

3.

ORDER

After receiving approval of the offer, the order is placed and our engineering team starts designing the customised solution you requested.

4.

DESIGN



The design is carefully drafted in Solidworks to ensure that the final outcome meets all your expectations. After receiving approval for the 2D and 3D designs, assembly is scheduled.

5.

ASSEMBLY

Our in-house assembly team in Weert will build your solutions quickly and professionally. This allows us to guarantee the highest quality and ensure that the final project is delivered to perfection.

6.

DELIVERY

Our solutions are usually delivered fully assembled, so they are ready to use and can be put into operation right away.

7.

EVALUATION

If necessary, we will evaluate whether the solutions meet your expectations. We also offer periodic on-site maintenance services for the solutions we provide.

TAKE A LOOK AT OUR WEBSITE
AND COUNTLESS PROJECT EXAMPLES

WEBSITE FULL OF INSPIRATION

On our website, you can discover the versatility of our modular systems and get inspired by viewing our countless successfully implemented projects. These serve as a valuable source of ideas for your own solutions and for exploring the various options available.

We offer solutions for internal transport, assembly, storage, packaging, logistics and order picking. The most common applications include carts, tables and racks, but other solutions are also possible.



VISIT OUR EXPERIENCE CENTRE

We would like to invite you to have a look inside our organisation. Discover the myriad of possibilities offered by our modular construction systems. You are welcome to visit our Experience Centre in Weert, where you can discover more project examples and gain user experience. To do so, please schedule an appointment with one of our project managers.



From advice to design and from assembly to delivery. The Multitube team handles everything with great attention and care.

REQUEST YOUR INTRODUCTORY PACKAGE HERE



SCAN ME

WEBSHOP FOR SOLUTIONS AND COMPONENTS

ORDER COMPONENTS

The Multitube Tube & Joint system is based on tubes, joints, roller tracks, castors and a range of fasteners. The system is easy to use, allowing you to create the solution you want yourself. Use a sketch to design your solution, select and order parts in the webshop, and you're ready to roll.

ORDER STANDARD SOLUTIONS

Besides spare parts, we also offer a wide range of standard solutions such as workbenches, warehouse trolleys and storage racks. Order your chosen solution in the webshop and we'll make sure the item is delivered ready to use.



GETTING STARTED WITH MULTITUBE: INTRODUCTION AND TRAINING ON SITE

The purchase of a training package includes a one-day training course by employees of Multitube Engineering B.V. They will provide on-site training on efficient, safe and cost-conscious assembly with Multitube. The content of the starter package depends on the solutions you require and your available budget. These packages are customised. The examples and detailed information on our website can also inspire your team to get creative themselves.

ORDER YOUR COMPONENTS EASILY VIA OUR WEBSHOP



SCAN ME

THESE COMPANIES HAVE GONE BEFORE YOU



A CANON COMPANY

barbas .
bellfires



EXPERIENCE CENTRE



EXPERIENCE IT YOURSELF

OUR AMBASSADORS

Our versatile products are used in a wide range of sectors, including manufacturing, logistics, food and retail, as well as the automotive and electronics industries. We proudly deliver solutions that meet the specific needs of each of these dynamic industries. Our wide range of solutions ensures that we play a crucial role in improving and optimising processes in a variety of industries.

★★★★★

MANUFACTURING	LOGISTICS	AUTOMOTIVE / BIKE INDUSTRY	ELEKTRONICS
Atlas Copco	MEPAL	DAF	Pregis
Quooker	BRINK	VDL	signify
barbas bellfires	eurofins	Mobil den hartog b.v.	FEI
quantore	Gategourmet	TENNECO	Isitec Benelux
VolkerWessels	DP WORLD	JOHN DEERE	Schneider Electric
M&G Group	GEODIS	PLASMAN	PHILIPS
leolux	MACFARLANE GROUP	PONBIKE	SIoux TECHNOLOGIES
bam	BOONEDAM	CEVA LOGISTICS	
MOBA	BAUSCH+LOMB	RHENUS LOGISTICS	
BD	INTERGAS		
	smartphonehoesjes.nl		
	Gall & Gall SINDS 1884		
	ahrend		

YOUR FLEXIBLE PURCHASING OPTIONS

The purchasing options offered by Multitube Engineering B.V. have been designed to offer a total solution for our broad customer portfolio. In doing so, a good coherent approach has been achieved for supplying ready-to-use solutions as well as components only.

1.	2.	3.
<p>COMPONENTS</p> <p>Design your own solution, order the components in our webshop and assemble it yourself. If required, we can provide on-site training if you purchase a training package.</p>	<p>WEBSHOP STANDARDS</p> <p>Order a standard product in our webshop and complete it with the accessories of your choice. This helps you create a modular solution that meets all your requirements.</p>	<p>CUSTOMISED SOLUTIONS</p> <p>Every situation is different and requires a unique solution. With their vast experience, our expert advisers are happy to contribute their ideas from design and budget to installation.</p>



PRODUCT GROUPS

WAREHOUSE EQUIPMENT

Multitube provides companies with customised modular warehouse equipment. With us, you will find all the elements you need from one partner who specialises in both standard and customised solutions.

“Our workplace and warehouse equipment is produced using our three modular systems. Workbenches, storage racks and warehouse trolleys are just a few examples of designs that are commonly built using the Tube & Joint system. For constructing rock-solid carts, we use the Heavy Duty system, recognised as a revolutionary system in the field of material handling. We also offer the Electric system for carts equipped with a battery pack, powered wheel and with other optional electrical devices.”

Organising efficient assembly, packaging and internal transport comes with a host of challenges. Together with my colleagues, I'm happy to brainstorm with you to design and deliver an appropriate solution.”

RON POLLAERTS
SALES ENGINEER



INTERNAL TRANSPORT



ORDER PICKING

STORAGE




LOGISTICS



ASSEMBLY



PACKAGING



INTERNAL TRANSPORT

Our modular construction systems offer a wide range of solutions for internal transport, making logistics processes more efficient and helping to streamline workflows. These solutions facilitate a fast flow of goods while also minimising delays.




SHEET MATERIAL CARTS



SHELF CARTS



PLATFORM CARTS



PALLET CARTS



**COMPACT TROLLEYS
FOR LIGHTWEIGHT SHEET MATERIAL**

SHEET MATERIAL CARTS

Practical, user-friendly and multi-purpose: These are the sheet material carts from Multitube. Sheet material carts are ideal for internal transport and storage. The sheets are installed upright so they take up relatively little space.

ADVANTAGES OF SHEET MATERIAL CARTS FROM MULTITUBE

- ✓ High load capacity
- ✓ Ergonomic transport
- ✓ Protected transport
- ✓ Product protection

ENDLESS POSSIBILITIES

✓ DIMENSIONS

Available in any size, design or configuration.

✓ APPLICATION

We offer advice, design and assemble sheet metal carts that meet your needs and requirements.

✓ PROTECTION

If your products need to be kept undamaged, we provide your cart with protection such as foam, PVC hoses, plastic or polyester mats.

✓ ACCESSORIES

Easily expandable with a fixed foot, fork pockets, securing straps, push bar or additional platforms.

**ROBUST CARTS
FOR HEAVY-DUTY SHEET METAL WORK**





POLYCARBONATE PROTECTION

INDUSTRIAL CARTS IN ANY DESIGN OR SIZE


SELECTION OF SEVERAL LEVELS AND LAYOUT

ERGONOMIC PUSH BAR



FIXED FOOT

SPRING-LOADED CASTORS



SHELF CARTS

Shelf carts are ideal for transporting goods internally. The scope of practical applications is vast, and because of the ergonomic design, the shelf carts are easy to use.

We offer a wide range of modular extensions that are useful in everyday working operations. Some examples include:

- ✓ Holders for virtually any type of hand-held scanner
- ✓ Labels and bar code scanners
- ✓ Monitor arms and clamps for documentation

**A RELIABLE WAY
OF TRANSPORTING GOODS**



PALLET CARTS & PLATFORM CARTS

The powerful pallet carts and platform carts developed with the Heavy Duty system are ideal for both manual use and for use with towing vehicles. With these carts, you can move up to 2,000 kg effortlessly inside your warehouse or production hall. In addition, it is also possible to design these carts in the dimensions and heights of your choice.

FOR MANUAL USE

Fitting the cart with a push handle allows it to be easily set in motion and moved ergonomically.

Heavy Duty carts for manual use are suitable for:

- ✓ Short distances
- ✓ Liftrunners
- ✓ Tugger trains



LOW ROLLING RESISTANCE

The low rolling resistance of our spring-loaded castors makes the carts easy to move.

FOR TOWING VEHICLES

When you frequently need to move heavy boxes or products, one ergonomic choice is to equip the undercarriage with a connecting arm or other coupling mechanism. This allows you to move one or more carts using a towing vehicle.

Heavy Duty carts for towing vehicles are suitable for:

- ✓ Long distances
- ✓ Frequent transport movements
- ✓ Tugger trains



CONNECTING ARM

Equipped with a powerful connecting arm for transfer with a towing vehicle.

A SPEED OF 20 KM/H

The spring-loaded castors are suitable for a maximum speed of 20 km per hour.



INTEGRATED SUSPENSION

POLYURETHANE BANDAGE

COMFORTABLE TRANSPORT WITH SPRING-LOADED CASTORS

STANDARD CASTORS FOR HEAVY DUTY

These castors are almost always used as standard with our Heavy Duty carts. The starting and rolling resistance for moving our transport carts is extremely low. A pressed steel mounting plate with hardened bearing seats is combined with a double ball bearing in the castor. The aluminium rim with moulded polyurethane tyre ensures the most ideal rolling properties. The castor is wear-resistant and moves smoothly across the floor.

UNIQUE SUSPENSION

The integrated springs absorb the unevenness of floors. This means that the carts will roll quietly through your warehouse. Our transport castors are suitable for a maximum speed of up to 20 km/h.



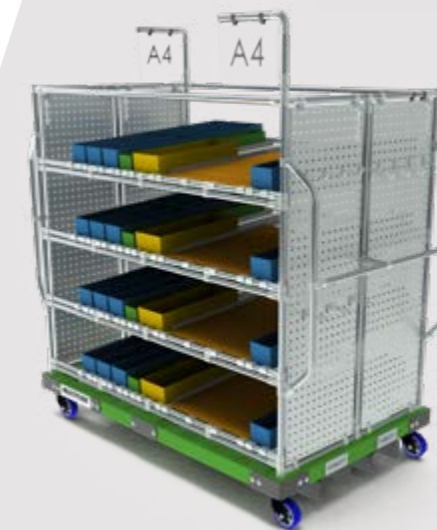


ORDER PICKING

Order picking plays a crucial role in logistics operations and is essential for optimising productivity and precision in production environments. At Multitube, we offer solutions that contribute to a more streamlined and efficient order picking process.



PICKING TROLLEYS



EPT PICKING CARTS



E-PICK CART



E-PICK-TO-LIGHT CART



CUSTOMISED ORDER PICKING TROLLEYS

Every warehouse has different needs, which is why customising all our picking trolleys is easy and versatile, exactly to your requirements. This includes: low rolling resistance castors, space for documents and bar code scanners, pick-to-light and ergonomic push bars.

ADVANTAGES OF PICKING TROLLEYS FROM MULTITUBE

- ✓ Standard as well as customised options
- ✓ Modular construction, can be adapted at any time
- ✓ Complete with accessories to match daily processes

Contact us and ask about the possibilities



SCAN ME

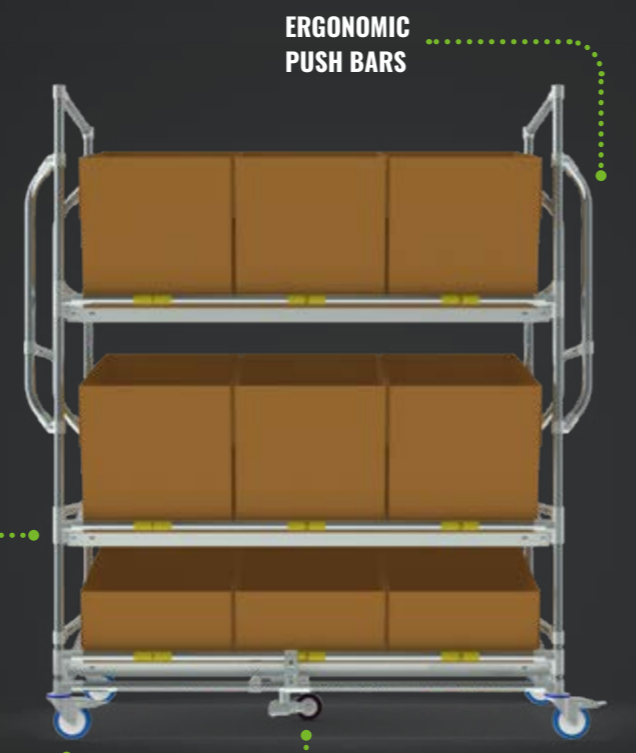
USER-FRIENDLY TROLLEYS WITH MAXIMUM EFFICIENCY

PICKING TROLLEYS

CUSTOMISED OPTIMISATION WITH MULTITUBE PICKING TROLLEYS

When optimising the order picking process, the main focus is on increasing picking productivity by shortening walking distances and by batching orders.

Multitube makes it easy to create picking carts exactly as required; with smooth-running castors, easily accessible picking positions, lightweight infinitely adjustable shelves and space for bar codes and scanners where needed.



ERGONOMIC PUSH BARS

ADJUSTABLE SHELVES AND LIGHTWEIGHT DESIGN

ERGONOMIC CASTORS WITH LOW ROLLING RESISTANCE

5TH CASTOR FOR MANOEUVRABILITY



EPT PICKING CARTS

Do your employees regularly have to pick lots of heavy products and move them over long distances? Our Heavy Duty carts offer the ideal solution: they can be lifted and moved effortlessly using an EPT or forklift truck. Thanks to the fork pockets, these carts can always be moved safely, giving you confidence in a stable and solid solution.

CAN BE MOVED WITH ANY TYPE OF EPT AND WAREHOUSE TRUCK

PICK-TO-LIGHT

With the adding of a PTL system to the EPT picking cart multiple orders can be picked in one round

FORK POCKETS

Thanks to the fork pockets mounted under the cart, it can be lifted effortlessly with an EPT truck. This ensures less effort while also saving time when moving the cart.





E-PICK CART

With the E-pick cart, an electric picking cart, you can experience a new approach to order picking and replenishing products. Integrating the most innovative systems will allow you to set up your picking process ergonomically and efficiently. That makes this electric transport cart the ideal solution for picking products and allows you to experience a revolutionary way of material handling.

ANY DIMENSION AND CONFIGURATION

The E-pick cart is available in any size, design or configuration. Ask about the possibilities!

POWERED WHEEL

The powered wheel allows you to move heavy products ergonomically. This allows anyone to manoeuvre with heavy loads.

POWERFUL BATTERY PACK

Thanks to our 24V lithium-ion battery cells, a long service life is guaranteed for multiple shifts on a single charge.

CAN BE MOVED WITH 1 FINGER

The combination of a pressure-sensitive handle and the powered wheel allows the cart to be moved with just one finger.





E-PICK-TO-LIGHT CART

Optimise your order picking process with the revolutionary E-pick-to-light cart. This innovative solution allows you to pick multiple orders simultaneously, resulting in a higher speed, reduced error rate as well as shorter walking distances and lead times. The pick-to-light system makes pick-to-cart possible in your picking process.

ANY DIMENSION AND CONFIGURATION

The E-pick-to-light cart is available in any size, design or configuration. Ask about the possibilities!

PICK-TO-LIGHT INTEGRATION

Integrating pick-to-light makes multi-order picking and pick-to-cart possible. That significantly improves efficiency and productivity.

MULTI-ORDER PICKING

With multi-order picking, multiple orders can be picked simultaneously, resulting in time savings and reduced lead times.

PICK-TO-CART

Integrating pick-to-light on picking carts allows pickers to pick products more accurately. It reduces walking distances, improves productivity and minimises errors.

PICK-TO-LIGHT SYSTEM

PRESSURE-SENSITIVE HANDLE

BATTERY PACK



POWERED WHEEL

SPRING-LOADED CASTORS



PICK-TO-LIGHT

ROBUST AND SAFE
RVS PROFILES

MAXIMUM EFFICIENCY WITH MULTI-ORDER PICKING AND PICK-TO-CART

MULTI-ORDER PICKING

Multi-order picking allows for multiple orders to be picked simultaneously, resulting in time savings and reduced lead times. This is made possible by combining multiple orders on a single route, allowing order pickers to work more efficiently and reduce walking distances.

PICK-TO-CART

Pick-to-cart is an efficient method of order picking that integrates the pick-to-light system into a picking cart. This allows order pickers to easily and accurately pick products and place them directly into the cart. Pick-to-cart reduces walking distances, improves productivity and minimises errors. It is an optimised solution for streamlining the order picking process and enhancing efficiency.



PARTNER ISITEC

Our partner Isitec has a team of highly experienced specialists who are ready to advise you on pick-to-light and seamlessly integrating it into your order picking process. They also serve as the supplier of these high-quality modules for our organisation, which means we can rely on the quality and reliability Isitec has to offer. Together, we strive to improve the efficiency of your logistics.

ROLE OF MULTITUBE

Multitube also plays an important role in the complete process of designing, assembling and delivering ready-to-use solutions that can be used straight away. Our involvement in the design extends to the profiles attached to the cart, designs that we have carefully created ourselves. This allows us to guarantee the highest quality and functionality, giving attention to each and every detail.




BOOST YOUR ORDER PROCESSING WITH PICK-TO-LIGHT

Pick-to-light is an efficient method of order picking where the system uses luminous displays usually placed above product storage locations. When an order picker needs to pick a particular item, the display is activated and the storage area is illuminated. This allows the order picker to clearly see which item needs to be picked and in what quantity.

That results in:

- ✓ Fewer errors
- ✓ Reduced walking distances
- ✓ Accelerated order picking processes





BATTERY PACKS

Our standard battery capacities of 32, 63 and 104 Ah ensure an ideal match with your process. The right battery pack lets you work with any electrically powered devices on the order picker. This includes powered wheels, monitors, label printers, and pick-to-light systems. Thanks to our powerful 24V lithium-ion battery cells, we guarantee a long service life, and multiple shifts can be completed on a single charge.

POWERFUL 24V LITHIUM-IONS ASSURE A LONG SERVICE LIFE

SUPERIOR POWERED WHEELS

Fitting the picking cart with a powered wheel enables products to be moved ergonomically. This makes it possible for anyone to manoeuvre heavy loads.

Our powered wheel system consists of:

- ✓ Powered wheel
- ✓ Customised battery pack
- ✓ Intelligent handle with pressure-sensitive sensors
- ✓ Software

Thanks to our advanced software, we can activate and adjust the desired speed. Our technology enables us to smoothly switch between speed settings, so we can respond flexibly to changing needs.



FIXED WHEEL

- ✓ For manual use only
- ✓ For forward and reverse use only



UP-DOWN WHEEL

- ✓ For manual use and with towing equipment
- ✓ Suitable in combination with connecting arm
- ✓ When retracted, suitable for lateral movement



360 WHEEL

- ✓ For manual use only
- ✓ Ideal for narrow passageways
- ✓ Suitable for lateral movement with heavy loads



ADVANTAGES OF OUR BATTERY PACK

CE CERTIFIED
Our battery packs are CE certified.

POWERFUL 24V LITHIUM-ION BATTERY CELLS
Available in various capacities to enable all equipment to run multiple shifts on 1 battery charge.

INTEGRATED CHARGER
The 230V charger allows charging anytime and anywhere at a charging rate of 10 amps per hour.

AVAILABLE WITH 12V, 24V AND 230V OUTPUTS
Outputs are available in a range of capacities, ensuring that we can always meet your needs.

BATTERY CAPACITIES: 32AH, 63AH & 104AH
Our range of battery capacities means we can always supply a suitable battery pack.





STORAGE

In warehouses, storage systems are essential tools for organising and storing products and goods. Using efficient storage systems plays an important role in managing available space and inventory. At Multitube, we offer a range of solutions for this.



FLOW RACKS



SHELF RACKS



KANBAN RACKS

FLOW RACKS

Want to improve the equipment in your workplace and boost productivity? Then choose the flow racks from Multitube. With space savings of up to 60%, fewer picking errors, shorter picking times and a safe working environment, the flow racks increase your efficiency and productivity in the workshop. These advantages will have your logistics processes running smoothly again in no time.

LESS WALKING
SHORTER GRIP TIMES
FEWER PICK ERRORS

CONFIGURE YOUR IDEAL FLOW RACK

LEVELS

CHANNEL SEPARATION OR
ROLLER TRACK BED

RETURN LEVEL

CASTORS OR LEVELLING FEET

CHOOSE YOUR DIMENSIONS





SHELF RACKS

Shelf racks are ideal for storing lightweight goods, such as small products and boxes, that need to be placed in racks manually. Our racks are available in a variety of sizes and are multi-purpose in your operations. In addition, a range of accessories such as compartment dividers, end stops and label holders are available from our webshop.

SHELF RACK ON LEVELLING FEET

A static shelf rack is secured once and stays in place. This type of shelf rack rests on levelling feet that ensure its stability.



SHELF RACK ON WHEELS

The great advantage of the mobile shelf rack is of course its ability to be moved around. You aren't restricted to one place, so you can easily move the products and the rack.

HUGE RANGE OF SHELVES

Shelves can be mounted flat or at an angle. Our standard range of shelves is available in the following sizes:

		SHELF LENGTH (MM)				
		750	1000	1300	1500	1700
SHELF DEPTH (MM)	300	X	X	X		
	400	X	X	X	X	X
	500	X	X	X	X	X
	600	X	X	X	X	X
	800		X	X		

SELF-ADHESIVE DAMPING MAT

This damping mat significantly reduces shelf noise. This is because the mat dampens the vibrations that occur when moving or placing a product.





KANBAN RACKS

The kanban system is widely used in a Lean environment and is an effective method for managing inventory efficiently. A well-designed kanban system creates a flow where your stock is replenished just-in-time.

ADVANTAGES OF MULTITUBE KANBAN RACKS

- ✓ Infinitely adjustable
- ✓ Flexible height and angle adjustment
- ✓ Optionally movable
- ✓ Compact design

**ACHIEVE GREAT MATERIAL FLOWS
WITH THE FIRST-IN-FIRST-OUT PRINCIPLE**





LOGISTICS

The logistics solutions we offer for warehouses and distribution centres play an essential role in delivering materials quickly and efficiently. These solutions are designed to accelerate and optimise the flow of goods, helping you benefit from smooth logistics operations.

MOBILE WORKSTATION



E-WORKSTATION

moveXX
smart electric tugs



TUGGER TRAINS



**WORK MORE EFFICIENTLY
AND STAY MOBILE**

SO MUCH POWER, SO MANY BENEFITS

POWERFUL 24V LITHIUM-ION BATTERY CELLS

Available in various capacities to enable all equipment to run multiple shifts on 1 battery charge.

CE CERTIFIED

Our battery packs are CE certified.

INTEGRATED 230V CHARGER

The cart can be charged anytime and anywhere.

AVAILABLE WITH 12V, 24V AND 230V OUTPUTS

Outputs are available in a range of capacities, ensuring that we can always meet your needs.

BATTERY CAPACITIES: 32AH, 63AH & 104AH

Our range of battery capacities means we can always supply a suitable battery pack.



- 24V LITHIUM ION ACCUCELLEN
- ACCUCAPACITEITEN: 32, 63 & 104 AH
- GÛTESGRADERE 230V LADER
- 12V, 24V & 230V UITGANGEN
- CE BEVEILIGD

MOBILE WORKSTATION




Not having to be tied to a fixed workstation is becoming increasingly important in the logistics process. Equipping your mobile workstation with a battery pack allows all electrical devices to continue working while also keeping your workstation mobile. This ensures that you always have your electrical devices at hand, making the process even more efficient.

MANY INTEGRATIONS POSSIBLE

- ✓ Laser and label printers
- ✓ PC, laptops, tablets and monitors
- ✓ Powered wheels
- ✓ Pick-to-light & put-to-light systems
- ✓ Lighting

INTEGRATED BATTERY PACK WITH LITHIUM-ION BATTERY CELLS





CE The E-workstation complies with the latest machinery directives and EMC guidelines.



ANY DIMENSION AND CONFIGURATION

The E-workstation is available in any size, design and configuration. Ask about the possibilities!



POWERED WHEEL

The powered wheel allows you to move heavy products ergonomically. This means anyone can manoeuvre a heavy load



POWERFUL BATTERY PACK

Thanks to our 24V lithium-ion battery cells, a long service life is guaranteed for multiple shifts on a single charge.



CAN BE MOVED WITH 1 FINGER

The combination of a pressure-sensitive handle and the powered wheel allows the cart to be moved with just one finger.



WORK EFFICIENTLY AND MOBILE WITH THE E-WORKSTATION

The goods receipt is an important process in fulfilment. Integrating the E-workstation into this process means you are able to process products at any time and in any place within your warehouse. This ultimately results in a more efficient goods receiving process where walking distances are drastically reduced.

SAVE TIME AND INCREASE EFFICIENCY

TUBE & JOINT SYSTEM

PRESSURE-SENSITIVE HANDLE

HEAVY DUTY SYSTEM

POWERED WHEEL

BATTERY PACK



MOVEXX - ELECTRIC TUGS

Our Heavy Duty carts feature a strong undercarriage of steel tubes which ensures a high load capacity. The smart electric tugs from Movexx are the ideal towing vehicles to pull these robust carts. This is because these tugs feature high tractive force, adjustable speed and sufficient braking power.



3 SUITABLE ELECTRIC TUGS FOR OUR HEAVY DUTY CARTS

For our robust Heavy Duty carts, we primarily recommend three electric tuggers from Movexx which have proven to be particularly suitable.

TT1000-T

- ✓ Tractive force: up to 1000 kg
- ✓ Speed: max. 4.7 km/hour



RR1000-S

- ✓ Tractive force: up to 1000 kg
- ✓ Speed: Max 6 km/hour




RR-3500-S

- ✓ Tractive force: up to 3500 kg
- ✓ Speed: max. 10 km/hour



SOLID COUPLING

By perfectly matching the hook and cart, we guarantee a solid connection for safe transport.






**EFFICIENT ORDER PICKING
OF MATERIALS
IN A WAREHOUSE**

EFFICIENT TRANSPORT WITH TUGGER TRAINS

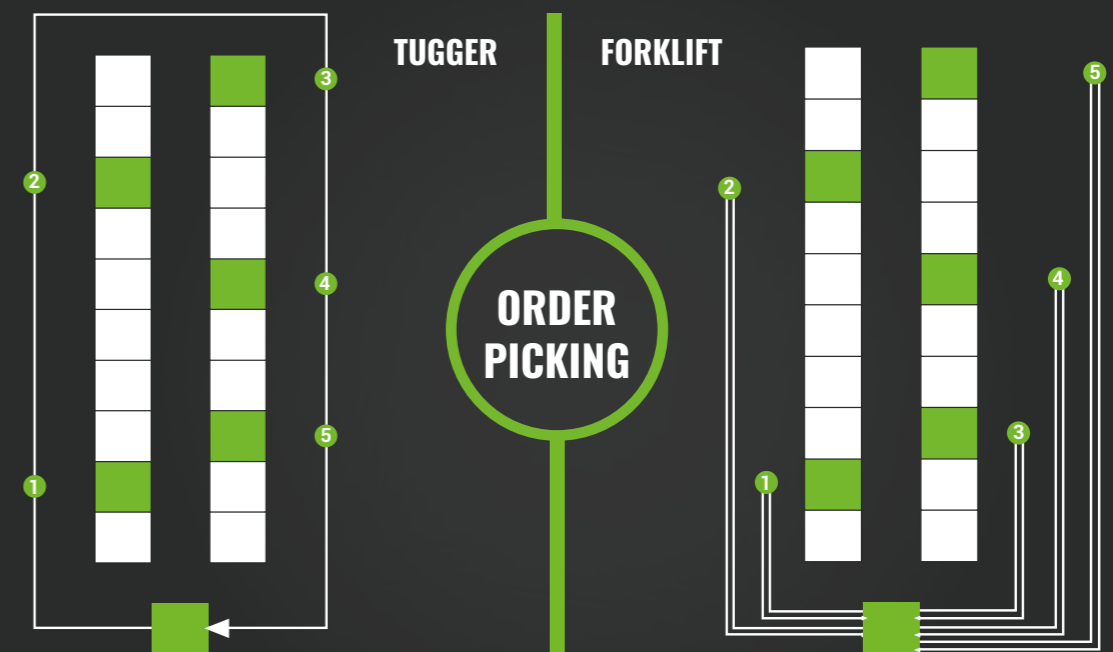
Using tigger trains allows you to transport materials efficiently within your warehouse. A tigger train consists of warehouse carts pulled by a tow vehicle. While on route, several warehouse carts can be coupled to the train. Our tigger train carts have a small turning circle and solid track reliability.

SMALL TURNING CIRCLE

By using 6 castors, including 2 bolt hole castors in the middle, we have achieved a small turning circle.



PICK MORE ORDERS IN ONE GO





ASSEMBLY

The assembly process is an important aspect in a production hall as it forms the basis for the creation of the final product. A properly functioning assembly process is essential for improving efficiency and optimising production operations.

WORKBENCHES



HEIGHT ADJUSTABLE WORKBENCHES



ASSEMBLY LINES AND CELLS



MULTITUBE
TUBE & JOINT

WORKBENCHES

Workbenches ensure a faster, better and more efficient production process. Our modular workbenches offer a flexible and versatile solution for a range of work environments. These tables are designed to adjust to specific needs and work processes. With their modular structure and customisable features, you can configure and personalise the workbenches exactly the way you want it. This results in a table that meets all your requirements in terms of functionality, ergonomics and efficiency.

**EASY TO CONFIGURE
WITH MODULAR COMPONENTS**



MODULAR CONSTRUCTIONS

- 1. CHOOSE YOUR PREFERRED DIMENSIONS**
Looking for a long and wide table? Or prefer a compact design? Everything is possible!
- 2. CHOOSE THE STRUCTURE**
Consider which set-up best suits your work. Will it be used as a tool wall? Shelves? Or a combination?
- 3. CHOOSE A RANGE OF ACCESSORIES**
Our wide range of modular accessories allows the workbenches to be tailored exactly to your work activities.
- 4. CHOOSE THE WHEEL CONFIGURATION**
Do you want a mobile workbench? Then opt for castors. If the workbench doesn't need to be moved, levelling feet are a better choice.



TOOL WALL


MANUALLY
ADJUSTABLE

HEIGHT ADJUSTABLE WORKBENCHES FOR ASSEMBLY AND PACKAGING

POWERFUL CUSTOMISATION

The modular system allows up to 12 electric lifting columns and 1000 KG to be adjusted simultaneously. This also makes it possible to create large adjustable workbenches and tables.

Stable, robust and customisable. That is what characterises Multitube's height-adjustable workbenches. Choose an electrically adjustable workbench or one with a hand crank.

SWISS QUALITY 
400 MM ADJUSTMENT RANGE
300 KG LOAD CAPACITY
10,000 CYCLE GUARANTEE

MONITOR ARM

LED FIXTURES

ELECTRICALLY
ADJUSTABLE

MANUALLY ADJUSTABLE WORKBENCHES

This adjustable workbench is easily adjustable in height with the hand crank and lifts up to 300 kg. The pump can be mounted on the left or right side and folded away under the worktop.

MANUAL



ELECTRICALLY ADJUSTABLE WORKBENCHES

Our electrically adjustable workbenches are motorised. The control panel displays the height and is equipped with memory functions.

CONTROL PANEL
WITH MEMORY POSITIONS



COMPARTMENT DIVIDERS FOR BOXES

HOLDER FOR
STICKERS

CUTTING SYSTEM

TAPE DISPENSER
HOLDER





ASSEMBLY CELLS AND LINES

With our workplace equipment expertise, we understand the crucial role a well-organised assembly line plays in the success of your production process. Our versatile workbenches can be used both as individual workstations or integrated into a seamless assembly line. We also offer complementary solutions, such as flow racks, conveyors and transport trolleys, which can be integrated seamlessly into your assembly line.

- ✓ Suitable for batch, line and cell production
- ✓ Kaizen: simple and fast layout adjustment
- ✓ Easy integration with Industry 4.0 solutions
- ✓ Uniform appearance
- ✓ Completely reusable

TYPES OF ASSEMBLY LINES AND CELLS

With the right assembly line or cell, you increase efficiency, ensure consistency in the production process and improve productivity. At Multitube, we mainly distinguish between three types of assembly lines and cells.

1. STRAIGHT LINE

A straight assembly line is a structured and efficient arrangement of workstations where products are assembled in a linear sequence. This ensures an orderly and consistent production flow, allowing each step to be performed accurately.



2. U-CELL

A U-cell is a flexible and optimised arrangement of workstations in a U-shaped configuration. It allows operators to work efficiently on specific tasks while allowing for easy collaboration. This promotes a streamlined production flow, improved efficiency and quality.



3. CIRCULAR

A circular assembly line is a unique arrangement of workstations around a central point for continuous production flow. This ensures efficient flow, with each operator performing a specific task before the product moves to the next workstation. Advantages include shorter cycle times and reduced movement and transport distances.



WORKTOPS AND TOPPERS

Worktops play an important role in modern working environments. At Multitube, we have an extensive selection of worktops including toppers, suitable for a variety of jobs and tasks.

WORKTOPS

1. PLYWOOD

Grey plywood, with 18 mm birch plywood core, is very suitable for structural applications and as a base for workbenches and packing tables thanks to its phenolic coating (with UV filter). The edges are provided with 2.0 mm ABS edging.

2. HPL

Worktops with an MDF or plywood core are provided with HPL, backing, and ABS edging. This is the ideal solution for a heavily used packing table or workstation.

3. HMPE

HMPE is moisture-repellent, will not adhere and has a low coefficient of friction. HMPE is wear- and impact-resistant and suitable for applications in mechanical engineering, the food industry and in the transport sector.

4. BIRCHPLEX 38MM

A 38 mm finger jointed birch workbench top is recommended for applications at assembly stations where heavy tools or parts are handled. The tops can be supplied clear or with an optional oil coating.



TOPPERS

WORKBENCH MAT

This polyester mat is 3 mm thick, very robust, conductive and is glued to worktops or shelves. It is suitable for inspection work, sorting work, packaging as well as miscellaneous assembly work (including painted parts). The mat has cushioning properties and offers some friction.



STAINLESS STEEL TOPPER

Stainless steel worktops are easy to keep clean and are resistant to chemicals and oil. Our 1.5 mm thick stainless steel toppers are attached to the lower surface using double-sided tape. They have a slightly brushed surface.



ESD WORKSTATIONS

Stainless steel tubes are conductive by design, making them suitable for ESD applications. In addition, materials such as electrically conductive wheels, levelling feet, worktops and roller tracks are used for ESD purposes.

An ESD application can be used on an ESD floor to dissipate electrostatic discharges. If no ESD floor is present, the earth connection of a socket can also be used.



HIGH-QUALITY DIMMABLE LED LIGHTING

Effective dimmable lighting during assembly, packaging and inspection work is important on an ergonomic level. Our dimmable LED light provides uniform, flicker-free and shadow-free lighting without glare. This allows employees to perform at their best without physical discomfort. We offer 2 lengths of LED light fixtures from the brand Waldmann.

RANGE OF HOOKS/BOARDS

Tool walls make it easy to hang up your favourite tools. Our wide range of hooks and boards gives you a good overview of your tools and keeps your workplace tidy.

ANDON SYSTEM

Using an andon system in your production environment gives you a real-time overview of the status of processes and activities. The system provides visual cues, such as lights, colours and messages.

ANDON SYSTEM



LED LIGHTING

DURASTRIPE



5S IMPLEMENTATION

5S is part of lean manufacturing that promotes efficient work practices based on well-organised, structured workplaces. Multitube has an extensive range of tool boards and hooks, product identification and floor markings that support this methodology. You are also at the right place when it comes to printed whiteboards.

QUALITY FLOOR MARKING

Floor marking increases safety and promotes efficient work processes. We offer a wide range of high-quality products from the reputable brand Durastripe. Simply order the width, shape and colour you need from our webshop.

PRINTED WHITEBOARDS

Printed magnetic whiteboards from Multitube are made using a sublimation technique. This involves baking printing ink into the whiteboard surface for a hard-wearing result without fading or discolouration. The sublimation steel also has almost the same properties as enamel, being so smooth that writing ink has no chance of accumulating in pores.






PACKAGING

Our modular systems offer a wide range of packaging solutions that are essential for optimising the packaging process. Offering several advantages, these solutions contribute to improved efficiency.

PACKING BENCHES



COMPLETE PACKING LINES



CONVEYORS



PACKING BENCHES

Using the right packing table ensure that your order packing process is more efficient. Thanks in part to the accessories, our packing benches allow you to customise them to your operations yourself. This will optimise manual operations allowing you to set up the process very efficiently.

PACKING AND SHIPPING BENCHES FOR ORDER FULFILMENT

Simply pack all your products on Multitube packing benches. This allows you to have all the materials at hand and ship everything in no time.

- ✓ Standard and customised packing benches
- ✓ Large product range
- ✓ Your partner for single items and complete logistics centres

FLEXIBLE, ERGONOMIC AND EXPANDABLE

Compartment dividers



Cutting unit

Packaging foil

ICT tool board for cable management

Tape dispenser holder

Castors or levelling feet






COMPLETE PACKING LINES

A fast and error-free flow of products is very important to ensure productivity during the packing process. That means it is important for everything to be tailored to your working methods. Thanks to our many years of experience, we transform your packing process into an even more efficient packing line.

BOX SEALER INTEGRATION

If you frequently have to get boxes ready for shipment, you can choose to automate this process. You can do this by equipping your packaging line with:



Watch video



SCAN ME



Watch video



SCAN ME



POWERED CONVEYORS

For automatic transport between various departments and processes, powered conveyors are the answer. This makes it possible to move goods over longer distances. With powered conveyors, the control, drive and sensors ensure that the product or package continues along its way.



CONVEYORS

Conveyors are ideal tools for moving products from A to B. By using conveyors, you easily increase the efficiency of business processes. At Multitube, we have two types of conveyors: gravity conveyors and powered conveyors.

GRAVITY CONVEYORS

Gravity conveyors are a simple and highly effective means of moving goods. This is because the conveyor is mounted at a certain angle, which causes the products and boxes to roll further due to gravity. Thanks to our modular tube system, any angle can be achieved and conveyor segments can easily be linked together.

WITH ROLLER TRACKS

The roller tracks on a conveyor often have a smaller diameter, shorter rollers and more rolls per linear metre than conveyors with roller bearings. This gravity conveyor can be equipped with our 40 mm or 80 mm roller track system.


ROLLER TRACKS



WITH GRAVITY CONVEYOR ROLLER

We have gravity conveyor rollers in two material types, plastic and steel. The main difference between the two is the load capacity. Plastic gravity conveyor rollers have a load capacity of around 10 kg and steel rollers can carry up to 60 kg.

GRAVITY CONVEYOR ROLLERS



POWERED CONVEYORS

Powered conveyors are ideal for the internal transport of products or boxes. With a powered conveyor, the conveyor system and the sensors ensure that the goods keep moving forward. This automated and ergonomic process makes the work of your employees easier. Our powered conveyors are custom designed so that they fit your process perfectly.

ADVANTAGES OF MULTITUBE POWERED CONVEYORS


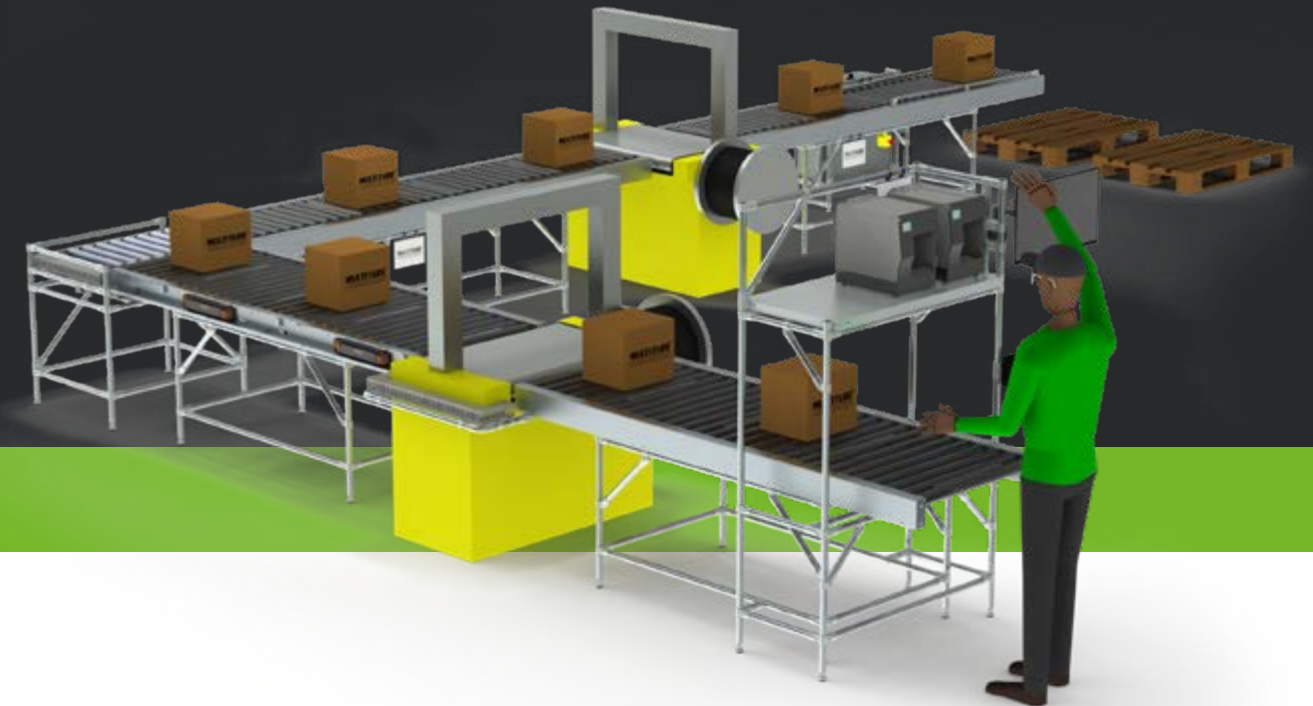
- ✓ Move products exactly the way you want
- ✓ More efficient logistics process
- ✓ Less damage
- ✓ Work ergonomically
- ✓ Easy to combine with our other systems
- ✓ The modular construction is always adjustable

SMART SENSORS

The smart sensors integrated in the powered conveyor system ensure that boxes or products are moved exactly how you want. This is because these smart sensors can determine precisely where the products or boxes are located, dividing the conveyor into several sections.



SMART SENSOR



MULTITUBE[®]

LEAN MANUFACTURING HARDWARE

© **MULTITUBE ENGINEERING B.V.**

Fahrenheitstraat 18
6003 DC Weert
The Netherlands

Visits by appointment only.

+31 (0) 495 222 222

sales@multitube.nl

www.multitube.com

OPENING TIMES

Mo. to Fr: 08:00 - 17:00



ISO 9001:2015 certified



Multitube battery packs and E-carts comply with the European safety regulations



**GET INSPIRED FROM OUR WEBSITE
OR VISIT OUR EXPERIENCE CENTRE**

Make an appointment



SCAN ME

